

Time Warp

Richard O'Brien (The Rocky Horror Show), 1973. Ukulele arrangement Austin Ukulele Society, 2015.

Intro: 4 beats per chord, play twice

(This pattern repeats during Verses 1 and 2)

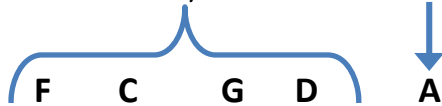
A A B B
G D A A

Verse 1

A B
It's a-stounding, time is fleeting
G D A
Madness takes its toll
A B
But listen closely, not for very much longer
G D A
I've got to keep con-trol
A B
I re-member doing the time warp
G D A
Drinking those moments when
A
The blackness would hit me
B
And the void would be calling:

Chorus

One strum per chord Resume strumming



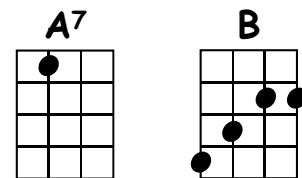
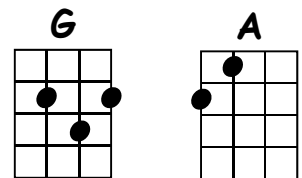
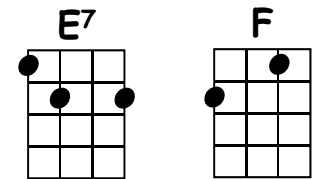
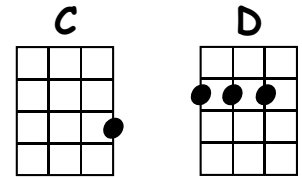
Let's do the time warp a-gain!

One strum per chord Resume strumming



Let's do the time warp a-gain!

Chords in this song



☞ = Take a breath

[stop] = Strum the chord once and mute the strings

[hold] = Strum the chord once and let it ring

Bridge

[no strum]

E7

It's just a jump to the left

A A [stop]

And then a step to the ri-i-i-i-ight

[no strum]

E7

Put your hands on your ukes

A A7

And bring your knees in ti-i-ight

D

A

But it's the pelvic thrust ♪ that really drives you in-sa-a-a-a-ane

Chorus

F C G D A

Let's do the time warp a-gain!

F C G D A

Let's do the time warp a-gain!

Verse 2

A

B

It's so dreamy, ♪ oh, fantasy free me

G

D

A

So you can't see me, ♪ no, not at all

A

B

In another di-mension ♪ with voyeuristic in-tention

G

D

A

Well se-cluded, ♪ I see all

A

B

With a bit of a mind flip, ♪ you're into the time slip

G

D

A

And nothing ♪ can ever be the same

A

B

You're spaced out on sen-sation, ♪ like you're under se-dation!

Time Warp

Chorus

F C G D A

Let's do the time warp a–gain!

F C G D A

Let's do the time warp a–gain!

Verse 3

A

Well, I was walking down the street just–a having a think

A7

When a snake of a guy gave me an evil wink

D

He shook–a me up, he took me by surprise

A7

He had a pickup truck and the devil's eyes

E7

D

He stared at me and I felt a change

A7

Time meant nothing, never would again!

Chorus

F C G D A

Let's do the time warp a–gain!

F C G D A A [stop]

Let's do the time warp a–gain!

Bridge

[no strum] **E7**

It's just a jump to the left

A **A [stop]**

And then a step to the ri-i-i-i-i-ight

[no strum] **E7**

Put your hands on your ukes

A **A7**

And bring your knees in ti-i-ight

D

A

But it's the pelvic thrust ♪ that really drives you in-sa-a-a-a-a-ane

Chorus and Ending

F **C** **G** **D** **A**

Let's do the time warp a-gain!

F **C** **G** **D** **A**

Let's do the time warp a-gain!

F **C** **G** **D** **A** **A [stop]**

Let's do the time warp a-gain!